



COLORADO COLLEGE

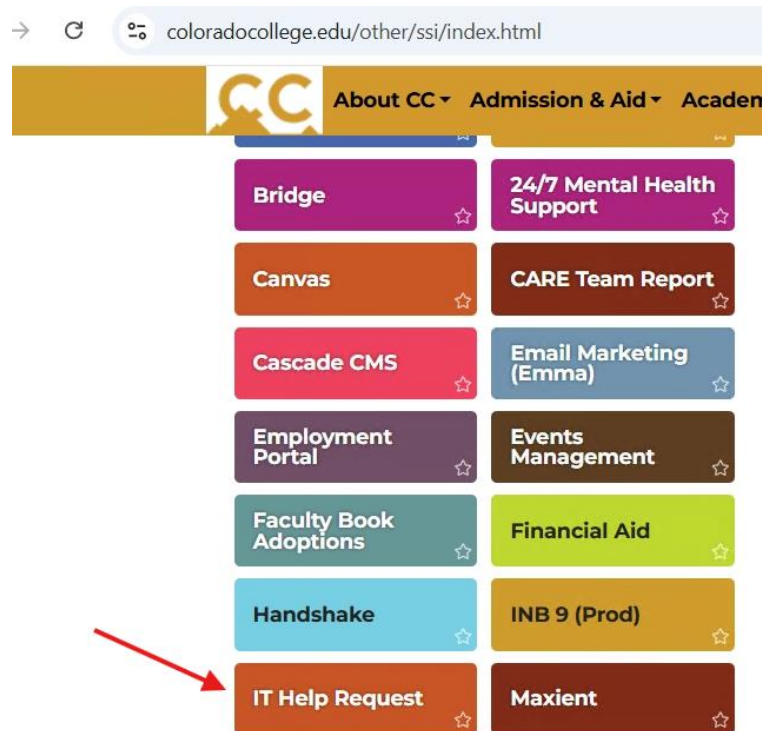
How To: Request a BlueForms Report

NOTE: For BlueForms requests, this ticketing process will replace emailed requests sent to blueforms@coloradocollege.edu. Should there be an email submission, the BlueForms team will NOT honor that request. **THE REQUIRED INFORMATION DETAILING YOUR REPORT NEEDS IS STILL VALID AND NEEDED FOR PROPER SUBMISSION!** See the last page for additional important information.

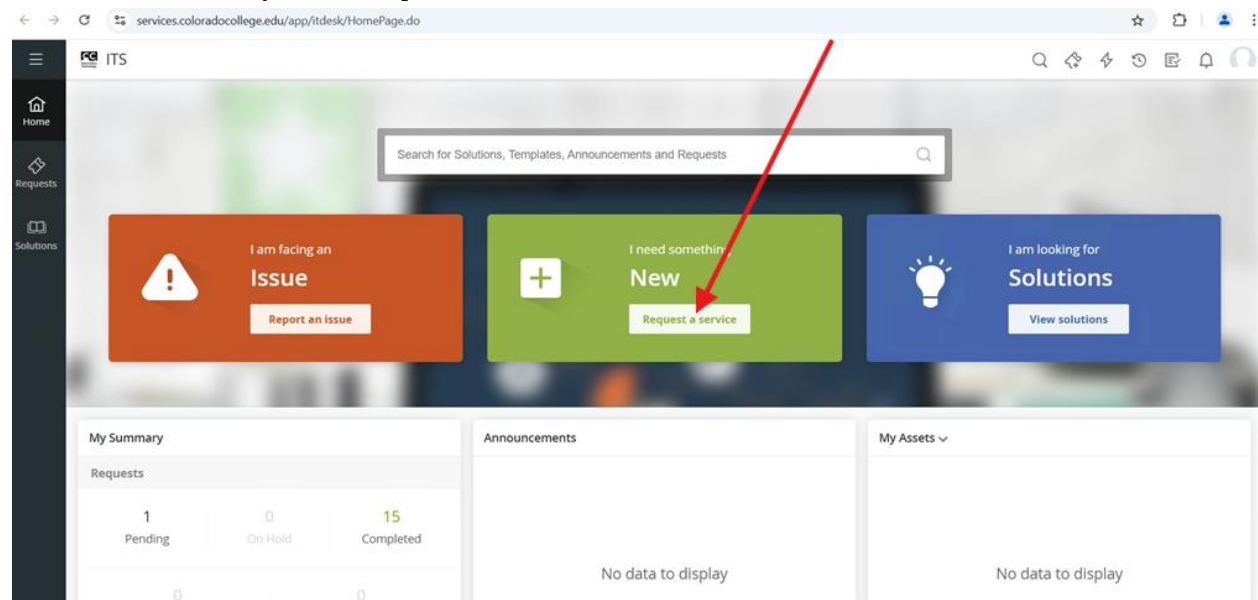
1. Go to the Colorado College **Sign Into CC** webpage.



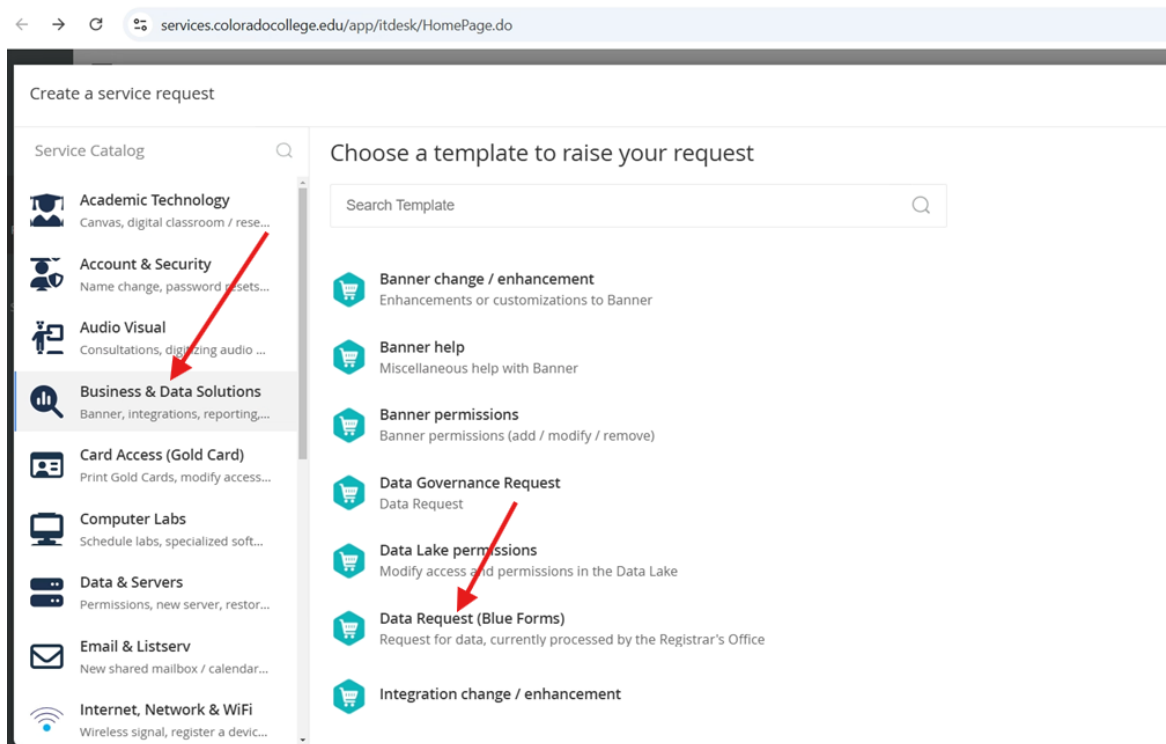
2. Click **IT Help Request**.



3. In the green tab/middle option of the three blocks shown, click the button that says, "**Request a service**".



4. Click **Business & Data Solutions** on the left tab, then click **Data Request (Blue Forms)**.



5. Fill out the designated fields below and, optionally, add any supporting documents on this screen; when you're ready to submit your request, click **Add Request**. Blue Forms will take it from there!

The screenshot shows the 'Data Request (Blue Forms)' form. Red arrows point to the following fields: 'Requester Name' (a dropdown menu), 'Subject' (a text input field), 'Description' (a rich text editor with a toolbar), 'Priority' (a dropdown menu), 'Attachments' (a dashed box with the text 'Drag and drop files here'), and the 'Add Request' button at the bottom. The browser address bar shows 'services.coloradocollege.edu/app/itdesk/HomePage.do'.

REMINDER: Information Needed to Submit a Blue Forms Request

*If you are in need of data about **current** CC students, courses, or current faculty assignments, you have come to the right place! Please submit a ticket through the **IT Help Request** button on the **Sign Into CC** page.*

To best process your request, please include the following:

1. **Provide a brief one-line description of your request** (Subject).
For example, Current Chemistry Majors.
2. **Who/what do you want in your output list** (Population)? Please be as specific as you can so we can pull the correct students, courses, and/or faculty. For example: Current students who have declared a Chemistry major and have taken CH250.
**NOTE: BlueForms pulls current CC student, course, or faculty assignment data. For past/alumni data, please reach out to Advancement.*
3. **What do you want to know about your population** (Details)?
Please be as specific as you can so we can pull the complete information, as there is no default set of information for any group. For an example request: Student ID, student name, class, expected graduation year.
4. **Why do you want this list** (Purpose)? This is needed, for when the output includes contact information about students or faculty, to get permission to release the details of your population from the Registrar.

Your request will be processed on a first-come, first-served basis. We will reach out to you if there are any questions. Depending on your request, we should have results to you within 2-3 business days. More complex requests may take longer. Thank you for your understanding and patience!

NOTE: *If you need information about past students, please [create a ticket](#) with the Advancement Office.*